



Ecotel™ Free Cool

5 - 15kW

- + Self-contained compact outdoor cabin cooler
- + 100% free-cooling
- + -48V DC supply option
- + Easy serviceability (front component access)
- + Secure, tamper proof fixings
- + Compact design



Outdoor cabin cooler

Compact, efficient, resilient

The Ecotel™ Free Cool is a self-contained, outdoor cabin cooler which has been specifically developed to cool outdoor cabins, shelters, computer rooms, re-locatable equipment buildings and telecom base stations.

Designed for where internal space is limited or unavailable, the Ecotel™ Free Cool is quick and easy to install, utilising a secure mounting bracket system.

Optimise your unit selection

The Ecotel™ Free Cool gives you the flexibility to optimise unit selection to match the considerations of your specific project.

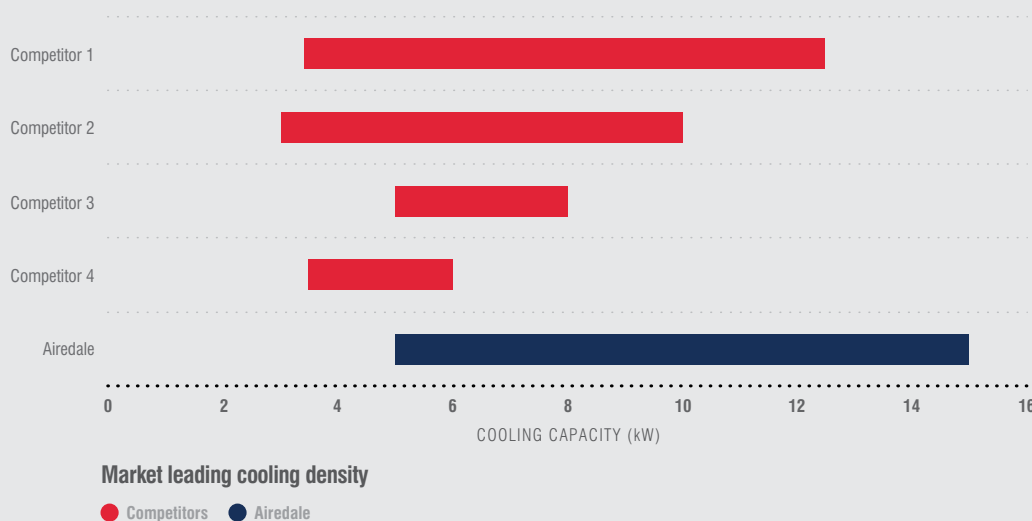
Choose from:

- Two case sizes (740mm (H) x 560mm (W) x 560mm (D) and 850mm (H) x 730mm (W) x 730mm (D))
- Three capacities (5kW, 10kW, 15kW - multiple units can be combined)
- 36 models in the range



Saving energy and carbon, reducing operating costs

Designed for maximum efficiency, the Ecotel™ Free Cool pays for itself by utilising free cooling, even in high ambient temperatures, to minimise energy consumption and carbon footprint.




Market leading cooling capacity range

With 36 models and exceptional configuration flexibility we offer a market leading cooling capacity range to precisely match your application.

Offering substantial energy savings

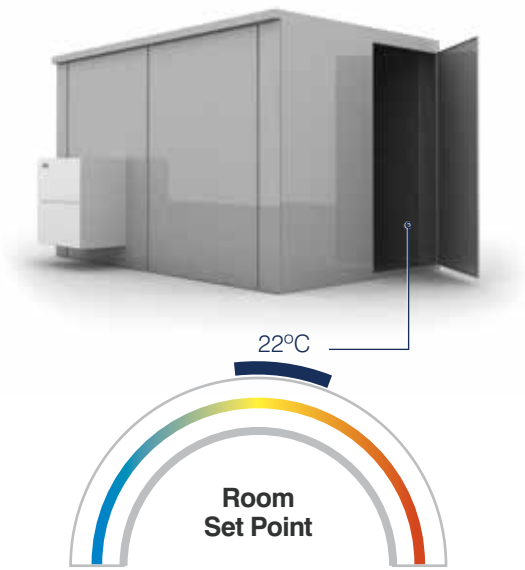
The Ecotel™ Free Cool provides a constant cabin temperature, regardless of external ambient temperature, with exceptional energy savings.



Running Costs of

£207
Per Year

Based on a ET10D-FS0-7 in London with a base load of 8kW and a variable load of 1kW



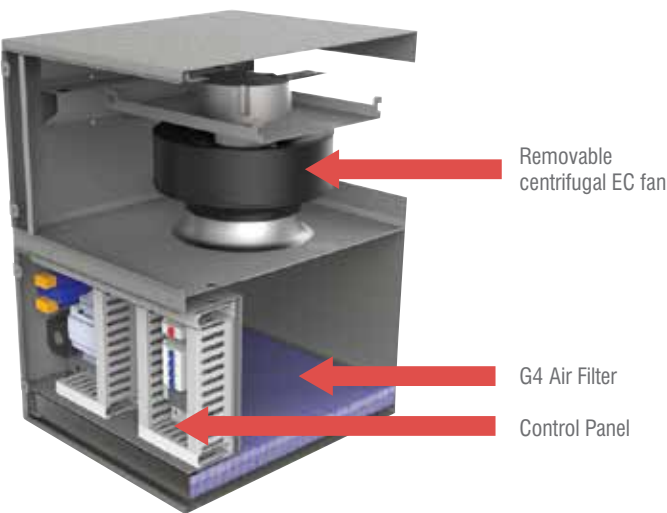
Running Costs of

£432
Per Year

Based on a ET10D-FS0-7 in London with a base load of 8kW and a variable load of 1kW

Easy Serviceability

With full access from the front of the unit components can be easily serviced and maintained. The centrifugal EC fan is fixed to a mount with nylon wheels and wired to the unit via plug connectors resulting in fast removal.



Specifications at a glance

Technical specifications

Model	Total Cooling Duty (kW)*	Nominal Supply Airflow (m³/s)	Dimensions (H x W x D mm)	Operating Weight (kg)
ET05D-FS0-*	5	0.42	740 x 560 x 560	66
ET10D-FS0-*	10	0.88	740 x 560 x 560	69
ET15D-FS0-*	15	1.26	850 x 730 x 730	105

* Nominal Cooling Duty based on 10°C T

DC

-48V DC unit supply option

The Ecotel™ Free Cool can be supplied with a DC powered centrifugal fan and controls circuit, to ensure power supply via the battery supply.

Nomenclature explained

Example

ET10D - F A 0 - 7

ET	Ecotel Unit
05 - 15	Nominal cooling capacity in (kW)
D	Downflow*
F	Free Cooling
S	Standard Controls
A	Advanced Controls
0	AC Unit Supply
1	(-)48V DC Unit Supply
7	230V/1 ~ +N/50Hz
8	220V/1 ~ +N/60Hz
9	220V/2 ~ no neutral/60Hz

*Recommended installation

Product features and options

Standard

- Two case sizes (560mm (W) x 740mm (H) x 560mm (D) and 730mm (W) x 850mm (H) x 730mm (D))
- Three capacities (5kW, 10kW, 15kW)
- Secure, tamper-proof fixings
- Removable centrifugal EC fan for efficiency and extra quiet operation
- G4 Filtration
- Downflow installation (recommended installation)
- Metal frame panel filters – prevent the risk of moisture damage
- Cabin temperature control

- Supply voltage options:
 - 230V/1PH + N/50Hz
 - 220V/1PH + N/60Hz
 - 220V/2PH no neutral/60Hz
- Emergency 48V DC fresh air free cooling option
- Remote display
- High temperature alarm
- Mains isolator
- Pressure relief exhaust damper
- Operating temperatures -20°C to +40°C

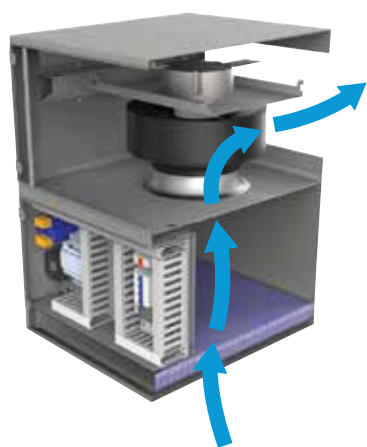
Optional

- M5 filtration
- Advanced cabin temperature control (up to 4 extra sensors)
- Filter change switch
- LED fault display
- Energy manager
- Fire rated dampers
- BMS interface cards
- Anti-vandal cage
- Actuated exhaust damper
- Lower ambient kit down to -40°C (components and cabling)
- Higher ambient kit up to +50°C

Unit operation


Free cooling mode

A temperature sensor measures the exhaust temperature of the cabin at the exhaust damper on the opposite cabin wall to the unit. The Ecotel™ Free Cool varies the fan speed to provide more or less air volume to maintain a constant room temperature set point. When the temperature of the cabin reaches a minimum setpoint, the Ecotel™ Free Cool will stop the fan running and close the exhaust damper, avoiding over cooling the cabin space.



Unit positioning

It is recommended that the unit should be positioned at a minimum height of 600mm from the ground. This ensures the system is positioned below the mid height of the cabin in order to supply the cabin space with cool air at a lower point and allow the warm air to rise up to a higher exhaust on the opposite side of the cabin. This should allow even air distribution and maximise performance of the unit's application.



Case Sizes

The Ecotel™ range has two case sizes. 5kW & 10kW utilise the same case dimensions, the 15kW has a larger case size to house a larger fan.



Case Size	Width (mm)	Height (mm)	Depth (mm)	Cooling Capacity*	Max Run Amps 230V	Max Run Amps -48V
ET05D	570	740	560	5	3.8	6.5
ET10D	570	740	560	10	3.8	6.5
ET15D	730	850	730	15	3.8	6.5





* At 10°C delta T

Intelligent controls

Seamlessly managing your system

The control centre of each of our cooling systems is a sophisticated electronic microprocessor specially developed by Airedale. The intelligent microprocessor uses sensors which allow active components to interact. By integrating and sequencing components, the controller manages and optimises the system's performance, availability and power draw, giving the operator complete system control.

Fully-programmable via the control panel's user-friendly display, the microprocessor can be linked with all standard BMS protocols to:

-  **Trigger alarm messages**
-  **Send alarm/service messages via email or SMS using an interface**
-  **Operate time scheduling**
-  **Allow adjustment of temperature setpoints**

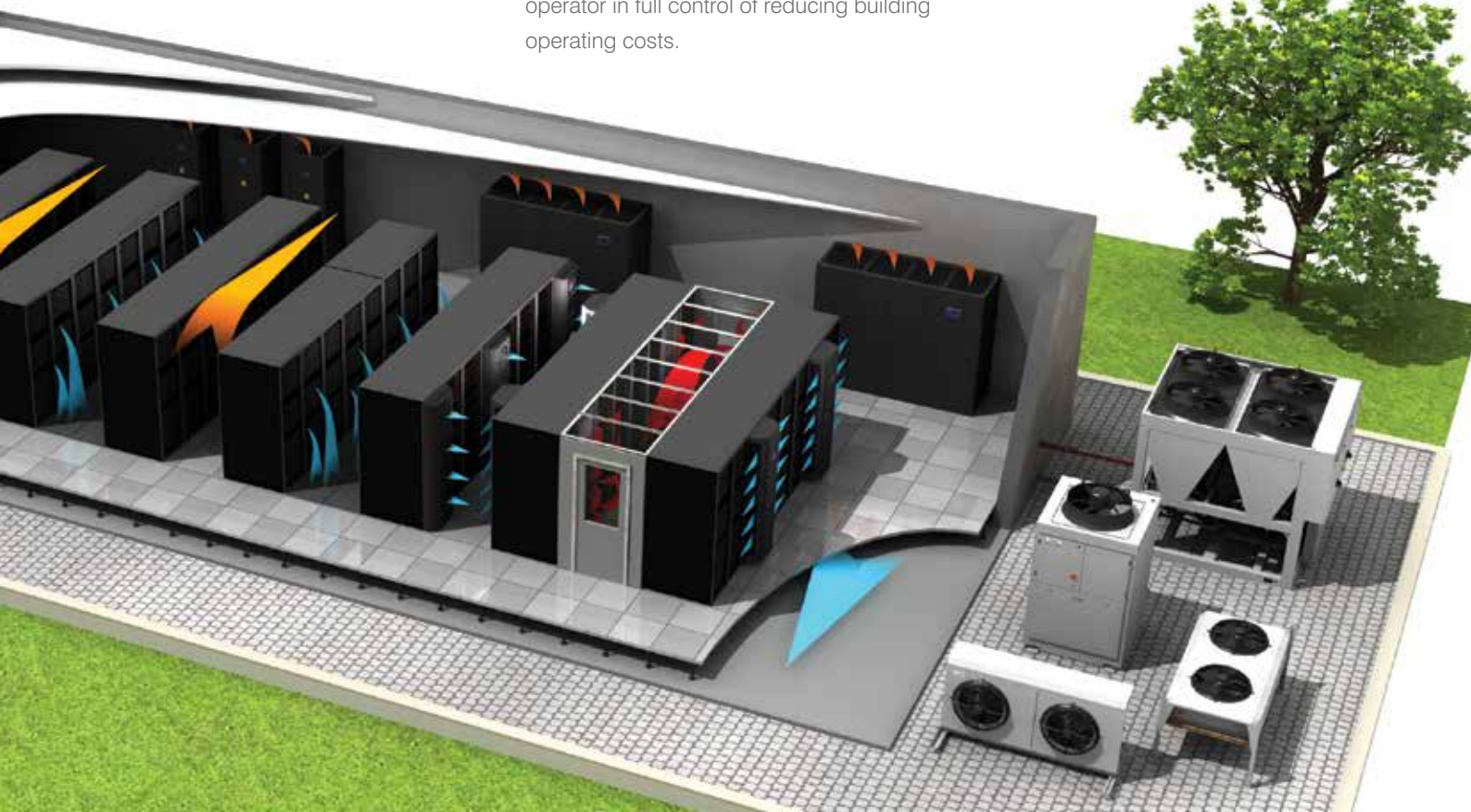


ACIS™

ACIS™ is a building management system developed by Airedale, which enables smart cooling and other building services, from any manufacturer, to be managed through a single, integrated solution across multiple sites and communication protocols.

ACIS™ sits at the front end of a building management system and puts the operator in full control of reducing building operating costs.

Through the click of a button on a PC, tablet or phone, intelligent information can be retrieved automatically allowing informed, data driven decisions to be made. With 24/7 access, ACIS™ provides an ideal solution for remote monitoring and maintenance, including live PUE, EER and COP calculations and power distribution monitoring.



Total support

Whenever you need it

At Airedale, we don't just manufacture and supply cooling and refrigeration products; we also provide a broad range of supporting services to ensure our customers receive the best possible aftersales care.

With more than 40 years' experience in business critical cooling, investing in an Airedale cooling or refrigeration solution means that you can benefit from our advice, expertise and technical support too. From design and selection, through to commissioning and beyond, we make sure your system reduces your total cost of ownership, whilst providing maximum availability and longevity.

Service plans Maximising your system's effectiveness 24/7




An Airedale service plan provides a planned, preventative maintenance package to sustain the optimum efficiency of your system, enabling the user to see real savings in energy costs and reduced carbon emissions.

With Airedale, you can rest assured that help is never far away. Our 24/7 emergency helpline and call out service is available 365 days of the year, ensuring that we are always on hand to provide expert advice and immediate help, day or night.

A guaranteed emergency response time means that a qualified Airedale engineer will be with you in no time, therefore maximising your system's uptime. Service plans also ensure F Gas compliance and incorporate a full parts and labour warranty for the first 12 months.

For more information visit www.airedale.com

* For customers outside the UK, our international distributors trained by Airedale would be pleased to offer service on Airedale units



**Talk directly with
an experienced
engineer**

Find out how we design our systems to reduce your whole life costs. Our highly experienced engineers are adept at tailoring our systems to suit your requirements.

+44 (0)113 239 1000



**Have complete
control of your site**

Customers with critical sites can benefit from our remote monitoring facility. Aftersales services include chiller sequencing, network setup and integration as well as a live demonstration and training centre at our head office.



**24/7 support;
maintenance and
spares**

Immediate help on hand to keep your critical cooling system operational. Realise the full potential of your system; improve its longevity and efficiency and be F Gas compliant. Avoid downtime with our fast, efficient spares service.



**Develop
your skills**

Learn more about your cooling system by attending an air conditioning and refrigeration course in our purpose-built training school. Train on high-tech cooling systems and fully operational rigs in our dedicated workshops. Industry recognised courses also available. Email training@airedale.com for further details.

Distributed by:



www.airedale.com

Airedale International Air Conditioning Limited | Leeds Road, Rawdon, Leeds LS19 6JY, England
Tel: +44 (0) 113 239 1000 **Fax:** +44 (0) 113 250 7219 **E-Mail:** enquiries@airedale.com

All specifications are subject to change without prior notice | **ENG-PAC-ECO-06-16**

